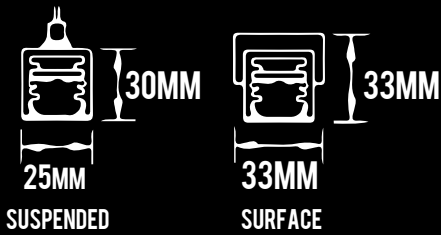



# CS25



ITEM CODE	WATTAGE	COLOR TEMP	LED LM
250220	20W	2700K	1440LM/M
250320	20W	3000K	1492LM/M
250420	20W	4000K	1519 LM/M

## Features:

Suspended or surface mount slim curved profile with 25mm of width.

Curved profile sweeps through and around interior spaces with peaceful, harmonic halos of light and other illuminating curvilinear forms.

Customised solution, consult your local rep.

102mm, 127mm, 152 or 203mm diameter rings comprised of four joined segment arcs.

Segment arcs can also be joined to form half-circles, S-shapes, ovals and more.

High quality LED modules with CRI80.

Remote driver.

100% recyclable, 25mm wide extruded aluminium housing.

Impact-resistant, acrylic opal lens.

Life: 50,000 hours L90/B10.

## Materials

Extruded aluminium profiles with high quality durable UV stabilized diffuser.



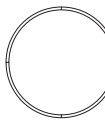
## Applications

Offices, hospitality, schools, hospitals, malls, accent lighting, retails and large indoor open areas.

## Options

- **Dimming:** DALI or DMX  
Dimmable, remote 0-10v
- **CRI 95+**
- **Color Temperatures :** 2700K, 3000K, 4000K, 5000K and 6000K
- **Individual luminaire or continuous runs**
- **Customised wattages**
- **RGB LED boards**
- **Emergency modules**

**Full-Circle Ring**



Comprised of 4 joined arcs; 1 mounting point per arc.  
With Standard Suspended or Surface Hardware

D1.2	1200mm Diameter (Nominal)
D1.5	1500 mm Diameter
D1.8	1800 mm Diameter
D2.4	2400 mm Diameter

**Suspended Canopy with Central Axis**

D1.2/CA	1200mm Diameter (Nominal)
D1.5/CA	1500 mm Diameter
D1.8/CA	1800 mm Diameter
D2.4/CA	2400 mm Diameter

**Configured Quadrant Arcs**

Mounting points vary. Consult factory. Drawing required.





Indicate quantity after slash, ex: CA39/7  
CQ0.6/-- 600mm Radius  
CQ0.75/-- 750 mm Radius  
CQ0.9/-- 900 mm Radius  
CQ1.2/-- 1200 mm Radius

**Standalone Quadrant Arcs**

3 Mounting points per arc.

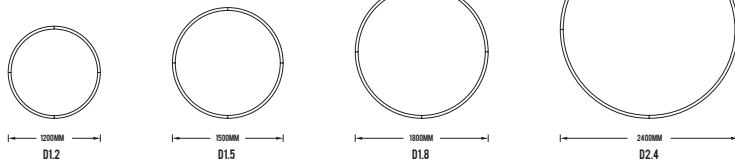


Q0.6/--	600mm Radius
Q0.75/--	750 mm Radius
Q0.9/--	900 mm Radius
Q1.2/--	1200 mm Radius



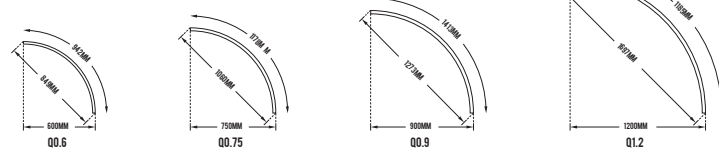
**Configurations**

Shown with full-circle diameters




**Quadrant Arcs**

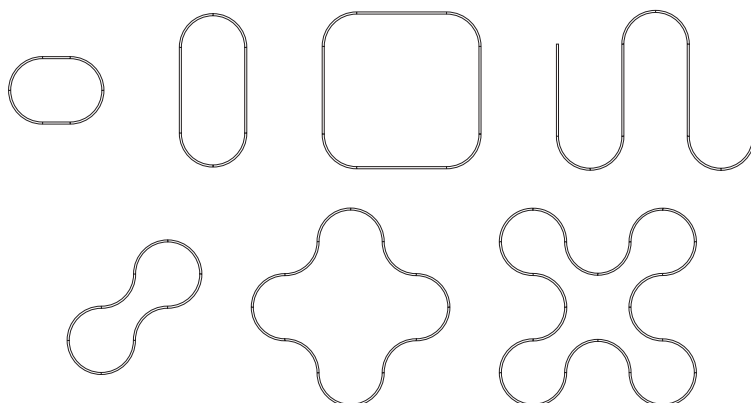
Shown with radius and arch chord lengths



**Serpentine shapes**



**Stadium ovals & rounded rectangles**



**Suspended Mounting Standard Suspended**

- (1) 114mm canopy per power feed location
- (1) Bullet mount
- (1) 2.4m aircraft cable
- (1) 50mm canopy (for use with T-bar mounting) per suspension point

**Central Axis Canopy System-Ca**

- (1) J-box suspension bracket
- (1) central axis canopy unit to which all aircraft and power cables are connected



**Surface Mounting**

- (2) SMB brackets per arc segment for wall and ceiling mounting.



**Combo Canopy**

Choose COMBO to specify 114mm canopies at feed locations with power feed and aircraft cable suspension mounting.

**Options**

**SEISMIC BRACING**

Add-on hardware includes cable gripper with hook, 2-cable clamp and specified length of aircraft cable per suspension point.

